



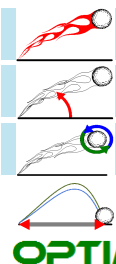
Name: High Lofted Iron Distance Profile

Report ID:
4

Notes: LW - 9I Summary @ Pebble Beach environment conditions, 15mph wind, hard turf

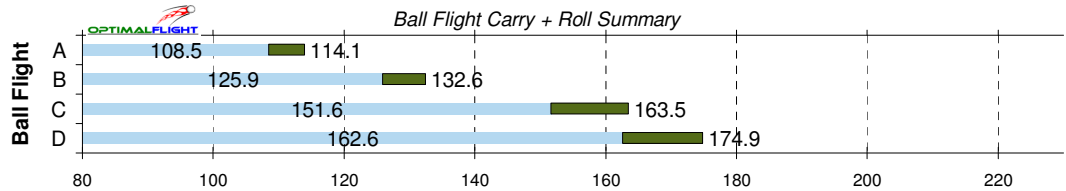
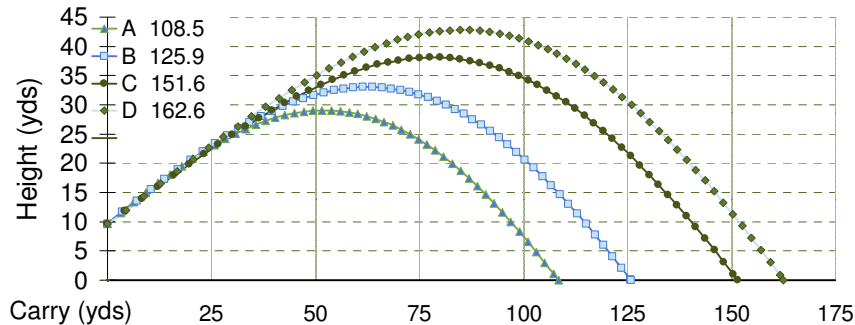
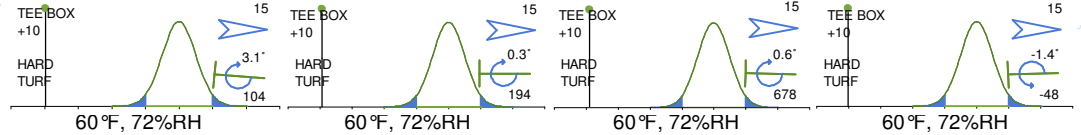
Location: _____ Date: Sat Jun 19 2010

Club/Shaft:	60* LW Radius=2.6	54* SW Radius=1.7	PW Radius=4.3	9I Radius=3.4
FLIGHT:	A	B	C	D
BALL SPD (mph):	76.0 ClubSpd	84.7 ClubSpd	97.0 ClubSpd	103.0 ClubSpd
LAUNCH (deg):	31.7 Push/Pull 3.1	30.6 Push/Pull 0.3	28.2 Push/Pull 0.6	28.8 Push/Pull -1.4
BackSPIN (rpm):	10,008 SideSpin 104.3	9,580 SideSpin 193.7	7,822 SideSpin 677.7	7,588 SideSpin -48.3
Carry (yds):	89.1	103.5	125.1	133.2
OPTIMALFLIGHT	108.5 +5.4 114.1	125.9 +1.2 132.6	151.6 +5.3 163.5	162.6 -3.7 174.9



Flight Time, Wind, Altitude: 4.76, Wind: +15.0, Alt: 44 5.21, Wind: +15.0, Alt: 44 5.75, Wind: +15.0, Alt: 44 6.14, Wind: +15.0, Alt: 44
 Landing Angle, Roll, Apex: 42.7 5.6 29.0 43.0 6.7 33.0 42.5 11.9 38.1 43.5 12.3 42.8

OPTIMALFLIGHT
validation of CARRY:



© 2006-2010
www.optimalflight.com

Optimal Carry Profile
with Max ROLL Zone
Launch Angle @ Ball Speed

○ Actual shot result

- ▲ A: 31.7°@76.0
- B: 30.6°@84.7
- C: 28.2°@97.0
- ◆ D: 28.8°@103.0

